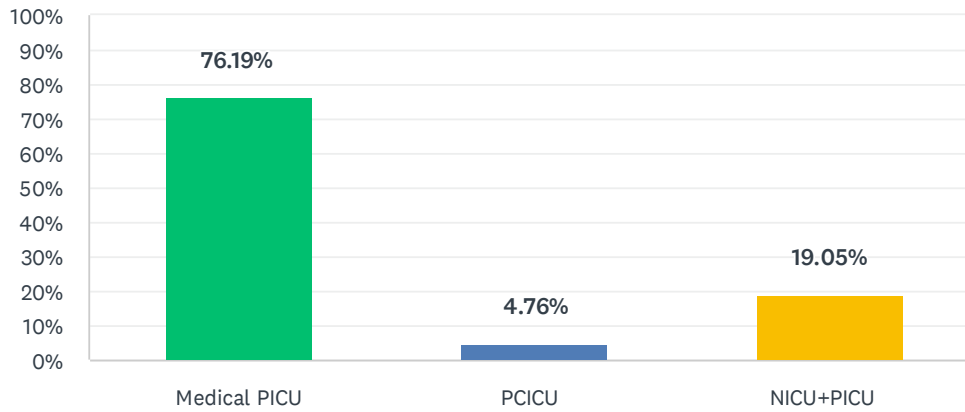


D1 1. Do you work in a:

Risposte: 42 Saltate: 0

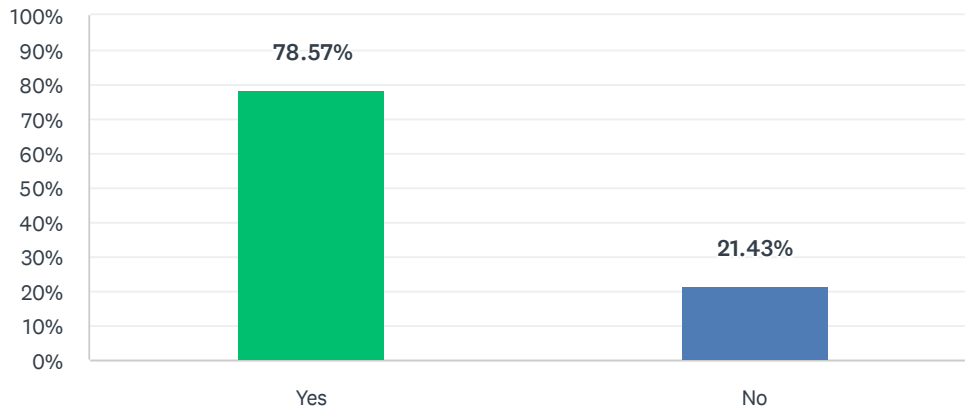


OPZIONI DI RISPOSTA	RISPOSTE	
Medical PICU (1)	76.19%	32
PCICU (2)	4.76%	2
NICU+PICU (3)	19.05%	8
TOTALE		42

STATISTICHE DI BASE				
Minimo 1.00	Massimo 3.00	Mediana 1.00	Media 1.43	Deviazione standard 0.79

D2 2. Is your hospital an academic hospital?

Risposte: 42 Saltate: 0

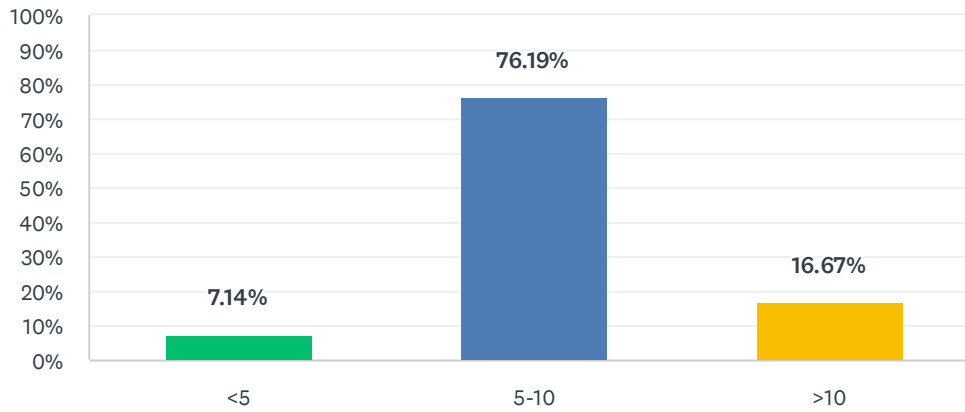


OPZIONI DI RISPOSTA	RISPOSTE	
Yes (1)	78.57%	33
No (2)	21.43%	9
TOTALE		42

STATISTICHE DI BASE				
Minimo	Massimo	Mediana	Media	Deviazione standard
1.00	2.00	1.00	1.21	0.41

D3 3. How many beds are present in your ICU?

Risposte: 42 Saltate: 0

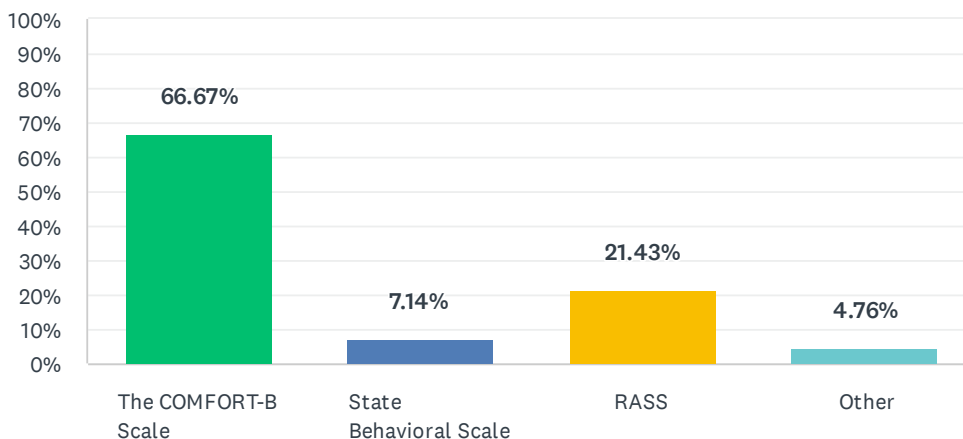


OPZIONI DI RISPOSTA	RISPOSTE	
<5 (1)	7.14%	3
5-10 (2)	76.19%	32
>10 (3)	16.67%	7
TOTALE		42

STATISTICHE DI BASE				
Minimo	Massimo	Mediana	Media	Deviazione standard
1.00	3.00	2.00	2.10	0.48

D4 4. Which kind of sedation scale is used to assess level of sedation in mechanically ventilated pediatric patients in your PICU?

Risposte: 42 Saltate: 0

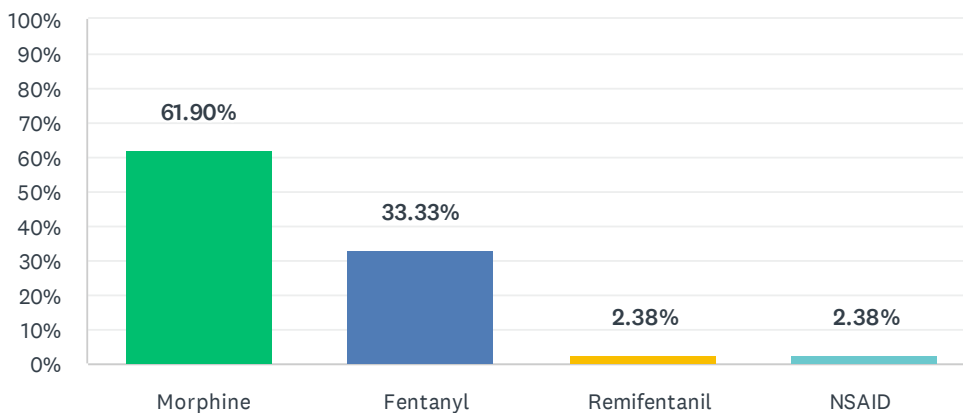


OPZIONI DI RISPOSTA	RISPOSTE	
The COMFORT-B Scale (1)	66.67%	28
State Behavioral Scale (2)	7.14%	3
RASS (3)	21.43%	9
Other (4)	4.76%	2
TOTALE		42

STATISTICHE DI BASE				
Minimo	Massimo	Mediana	Media	Deviazione standard
1.00	4.00	1.00	1.64	0.97

D5 5. Which is your preferred “first line” analgesic agent to treat moderate to severe pain in your PICU?

Risposte: 42 Saltate: 0

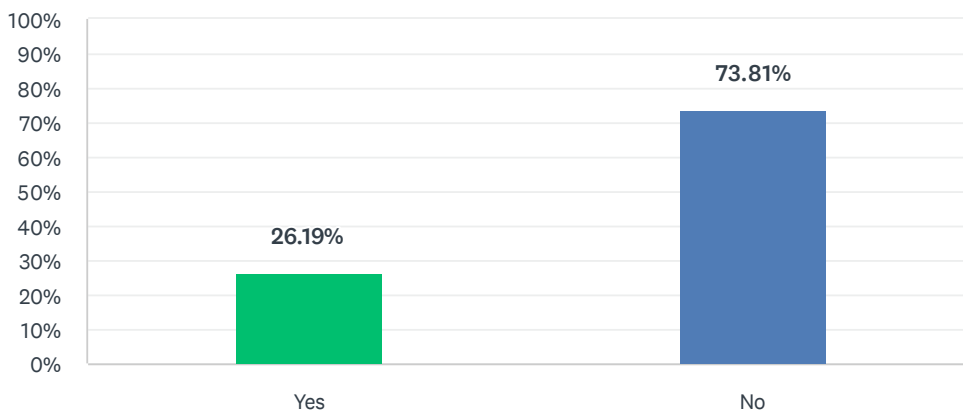


OPZIONI DI RISPOSTA	RISPOSTE	
Morphine (1)	61.90%	26
Fentanyl (2)	33.33%	14
Remifentanil (3)	2.38%	1
NSAID (4)	2.38%	1
TOTALE		42

STATISTICHE DI BASE				
Minimo	Massimo	Mediana	Media	Deviazione standard
1.00	4.00	1.00	1.45	0.66

D6 6. Is music therapy used in your PICU to control post-operative pain?

Risposte: 42 Saltate: 0

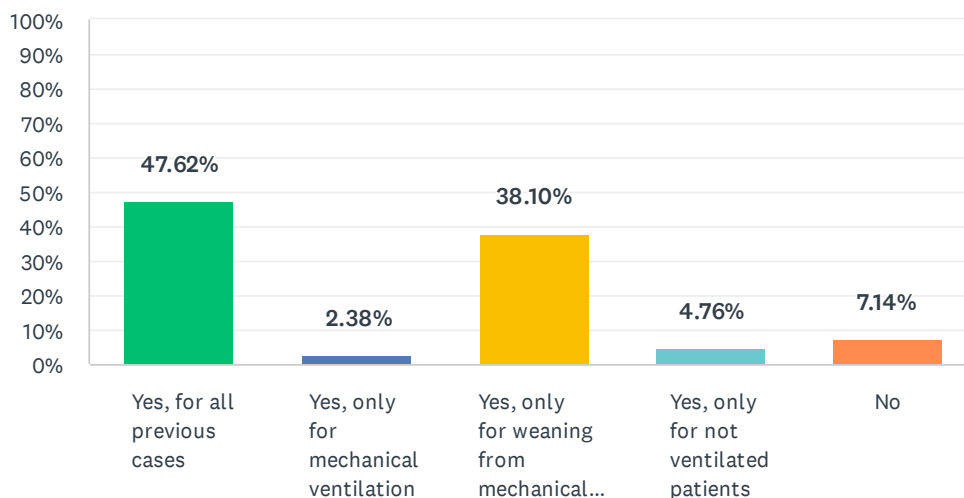


OPZIONI DI RISPOSTA	RISPOSTE	
Yes (1)	26.19%	11
No (2)	73.81%	31
TOTALE		42

STATISTICHE DI BASE				
Minimo	Massimo	Mediana	Media	Deviazione standard
1.00	2.00	2.00	1.74	0.44

D7 7. Do you use benzodiazepine-sparing sedation protocols (e.g. for mechanical ventilation, for patients not requiring mechanical ventilation, for weaning from mechanical ventilation) for your critically ill pediatric patients requiring sedation and/or analgesia?

Risposte: 42 Saltate: 0

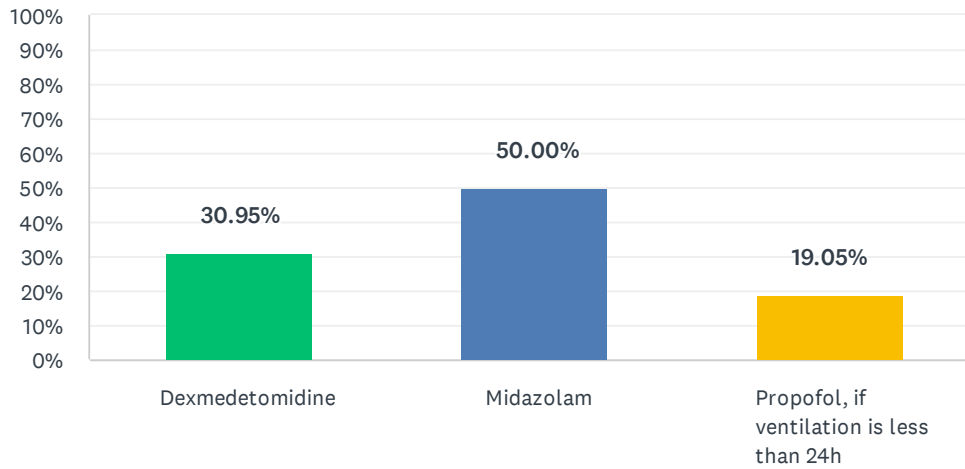


OPZIONI DI RISPOSTA	RISPOSTE	
Yes, for all previous cases (1)	47.62%	20
Yes, only for mechanical ventilation (2)	2.38%	1
Yes, only for weaning from mechanical ventilation (3)	38.10%	16
Yes, only for not ventilated patients (4)	4.76%	2
No (5)	7.14%	3
TOTALE		42

STATISTICHE DI BASE				
Minimo	Massimo	Mediana	Media	Deviazione standard
1.00	5.00	2.50	2.21	1.28

D8 8. Which is your preferred “first line” sedation agent sedation for your critically ill children requiring mechanical ventilation?

Risposte: 42 Saltate: 0

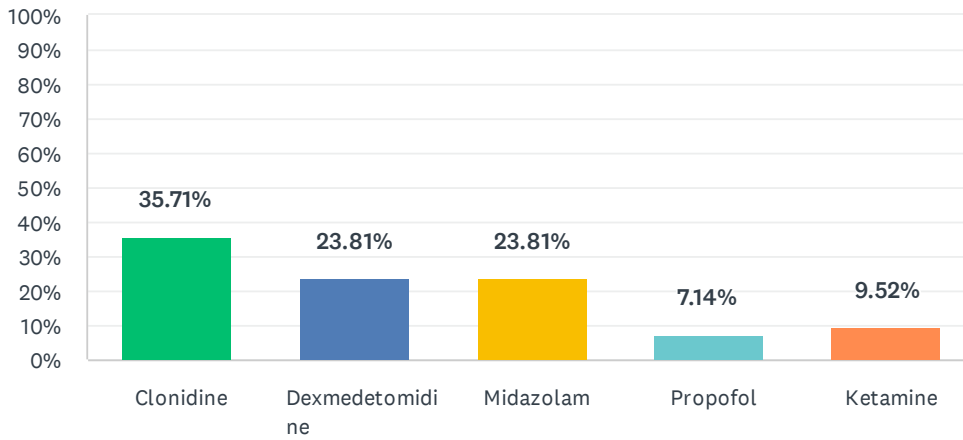


OPZIONI DI RISPOSTA	RISPOSTE	
Dexmedetomidine (2)	30.95%	13
Midazolam (3)	50.00%	21
Propofol, if ventilation is less than 24h (4)	19.05%	8
TOTALE		42

STATISTICHE DI BASE				
Minimo	Massimo	Mediana	Media	Deviazione standard
2.00	4.00	3.00	2.88	0.70

D9 9. Which is your preferred “second line” sedation agent sedation for your critically ill children requiring mechanical ventilation?

Risposte: 42 Saltate: 0

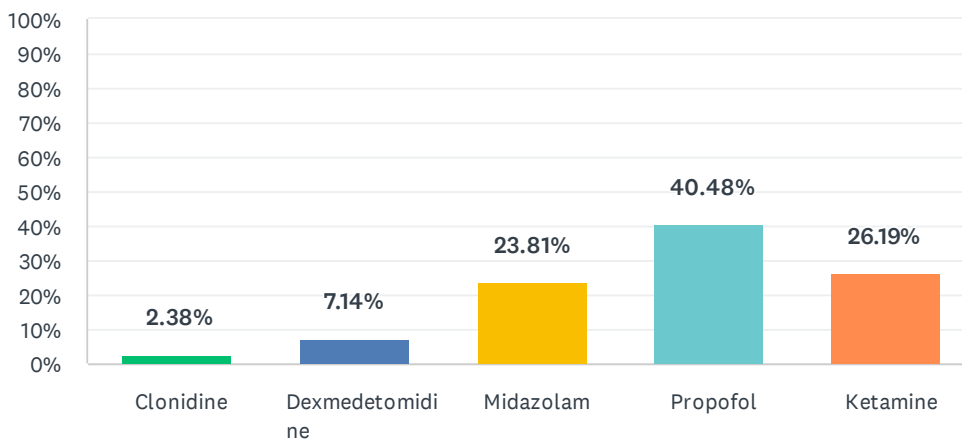


OPZIONI DI RISPOSTA	RISPOSTE	
Clonidine (1)	35.71%	15
Dexmedetomidine (2)	23.81%	10
Midazolam (3)	23.81%	10
Propofol (4)	7.14%	3
Ketamine (5)	9.52%	4
TOTALE		42

STATISTICHE DI BASE				
Minimo 1.00	Massimo 5.00	Mediana 2.00	Media 2.31	Deviazione standard 1.28

D10 10. Which is your preferred “third line” sedation agent sedation for your critically ill children requiring mechanical ventilation?

Risposte: 42 Saltate: 0

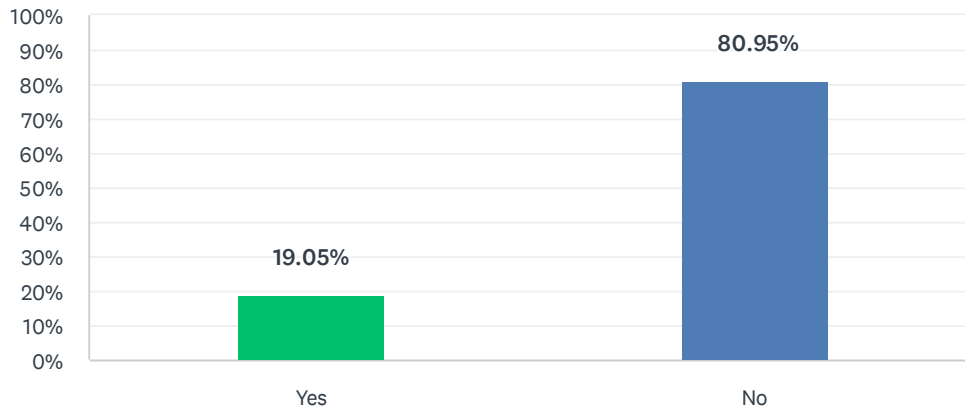


OPZIONI DI RISPOSTA	RISPOSTE	
Clonidine (1)	2.38%	1
Dexmedetomidine (2)	7.14%	3
Midazolam (3)	23.81%	10
Propofol (4)	40.48%	17
Ketamine (5)	26.19%	11
TOTALE		42

STATISTICHE DI BASE				
Minimo 1.00	Massimo 5.00	Mediana 4.00	Media 3.81	Deviazione standard 0.98

D11 11. Do you used inhaled sedation in your PICU?

Risposte: 42 Saltate: 0

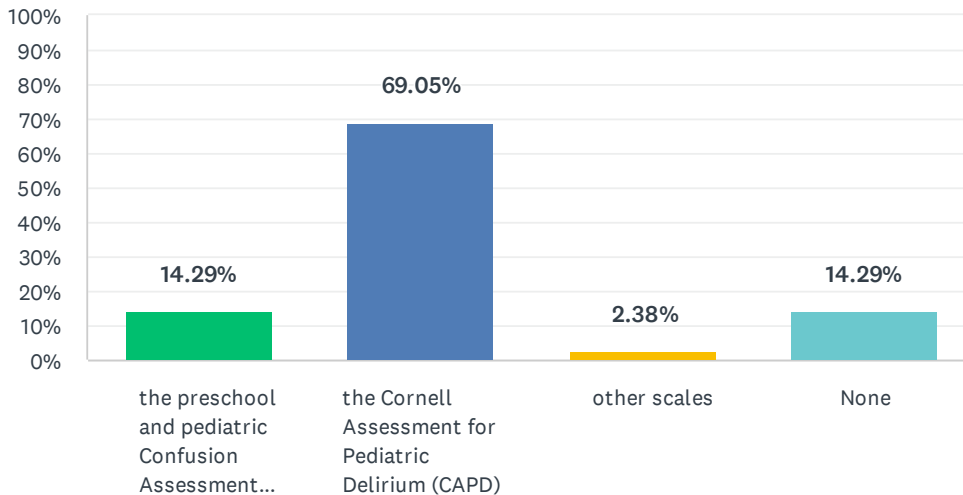


OPZIONI DI RISPOSTA	RISPOSTE	
Yes (1)	19.05%	8
No (2)	80.95%	34
TOTALE		42

STATISTICHE DI BASE				
Minimo	Massimo	Mediana	Media	Deviazione standard
1.00	2.00	2.00	1.81	0.39

D12 12. Which scale do you use to screen delirium?

Risposte: 42 Saltate: 0

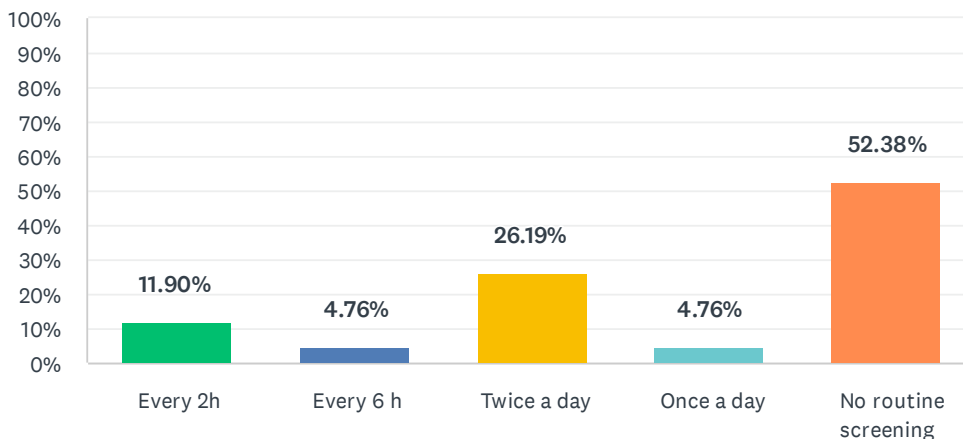


OPZIONI DI RISPOSTA	RISPOSTE	
the preschool and pediatric Confusion Assessment Methods for ICU (psCAM-ICU & pCAM-ICU) (1)	14.29%	6
the Cornell Assessment for Pediatric Delirium (CAPD) (2)	69.05%	29
other scales (3)	2.38%	1
None (4)	14.29%	6
TOTALE		42

STATISTICHE DI BASE				
Minimo	Massimo	Mediana	Media	Deviazione standard
1.00	4.00	2.00	2.17	0.84

D13 13. How often are your nurses required to screen for delirium?

Risposte: 42 Saltate: 0

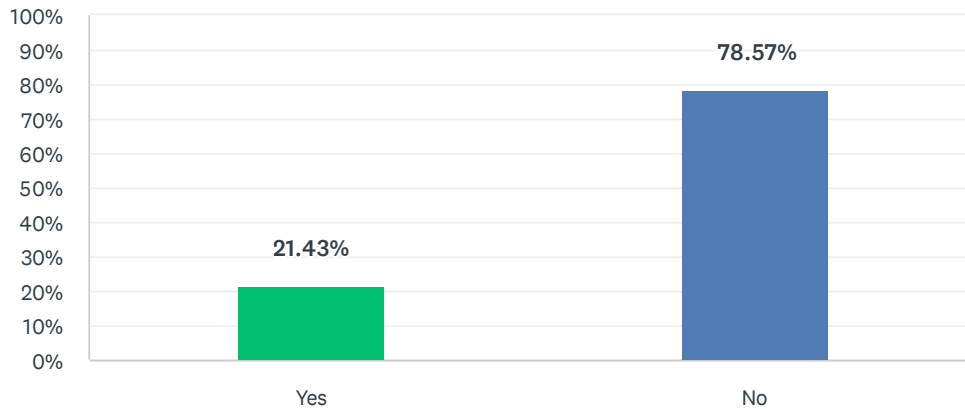


OPZIONI DI RISPOSTA	RISPOSTE	
Every 2h (1)	11.90%	5
Every 6 h (2)	4.76%	2
Twice a day (3)	26.19%	11
Once a day (4)	4.76%	2
No routine screening (5)	52.38%	22
TOTALE		42

STATISTICHE DI BASE				
Minimo	Massimo	Mediana	Media	Deviazione standard
1.00	5.00	5.00	3.81	1.42

D14 14. Has your PICU a delirium prevention/management guideline?

Risposte: 42 Saltate: 0

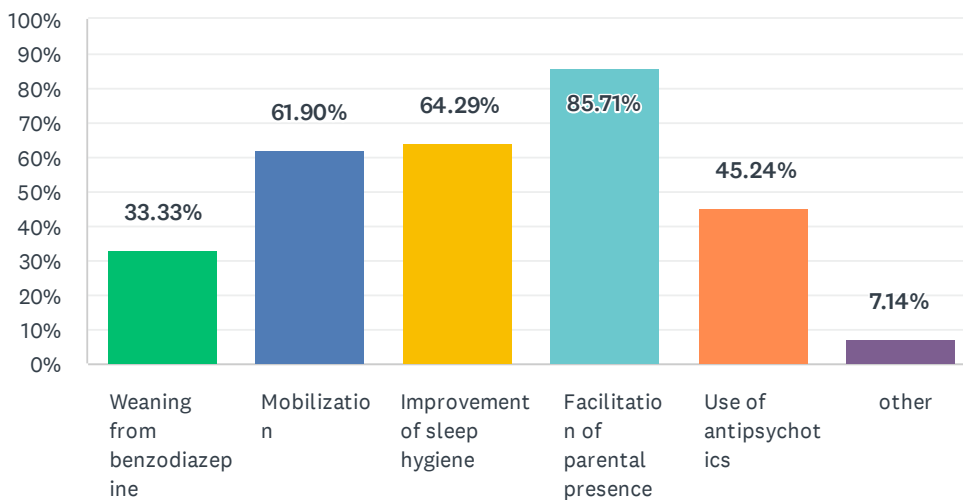


OPZIONI DI RISPOSTA	RISPOSTE	
Yes (1)	21.43%	9
No (2)	78.57%	33
TOTALE		42

STATISTICHE DI BASE				
Minimo	Massimo	Mediana	Media	Deviazione standard
1.00	2.00	2.00	1.79	0.41

D15 15. In case of delirium, what is your primary approach? Possible more than one answer

Risposte: 42 Saltate: 0

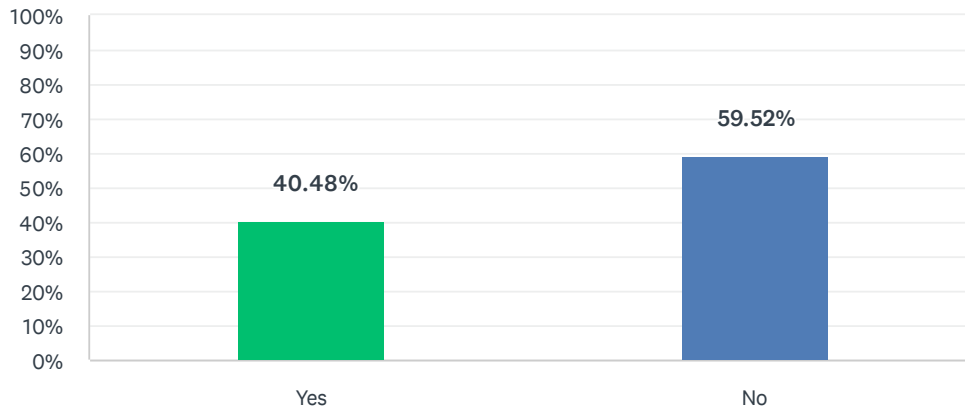


OPZIONI DI RISPOSTA	RISPOSTE	
Weaning from benzodiazepine (1)	33.33%	14
Mobilization (2)	61.90%	26
Improvement of sleep hygiene (3)	64.29%	27
Facilitation of parental presence (4)	85.71%	36
Use of antipsychotics (5)	45.24%	19
other (6)	7.14%	3
Totale rispondenti: 42		

STATISTICHE DI BASE				
Minimo	Massimo	Mediana	Media	Deviazione standard
1.00	6.00	3.00	3.23	1.31

D16 16. Is early mobilization (< 72h) part of your clinical practice?

Risposte: 42 Saltate: 0

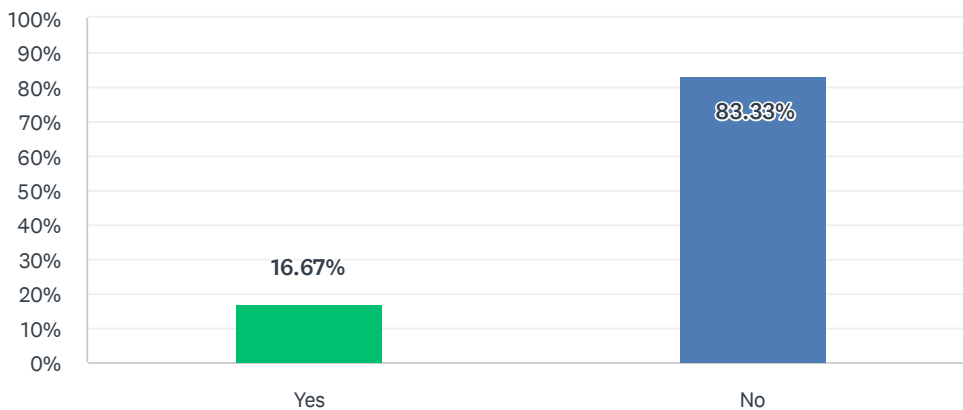


OPZIONI DI RISPOSTA	RISPOSTE	
Yes (1)	40.48%	17
No (2)	59.52%	25
TOTALE		42

STATISTICHE DI BASE				
Minimo	Massimo	Mediana	Media	Deviazione standard
1.00	2.00	2.00	1.60	0.49

D17 17. Do you have a tailored early mobilization guideline which include: candidacy to early mobilization, type of mobilization, criteria to stop?

Risposte: 42 Saltate: 0

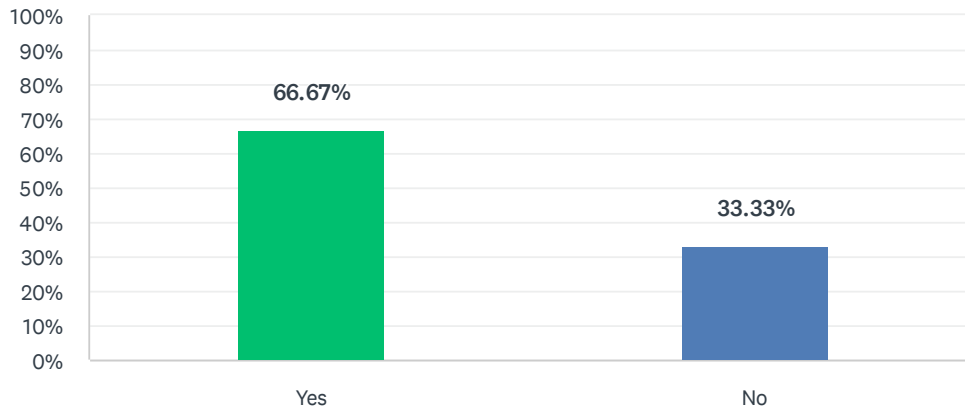


OPZIONI DI RISPOSTA	RISPOSTE	
Yes (1)	16.67%	7
No (2)	83.33%	35
TOTALE		42

STATISTICHE DI BASE				
Minimo	Massimo	Mediana	Media	Deviazione standard
1.00	2.00	2.00	1.83	0.37

D18 18. Is there a physiotherapist dedicated "only" to your PICU?

Risposte: 42 Saltate: 0

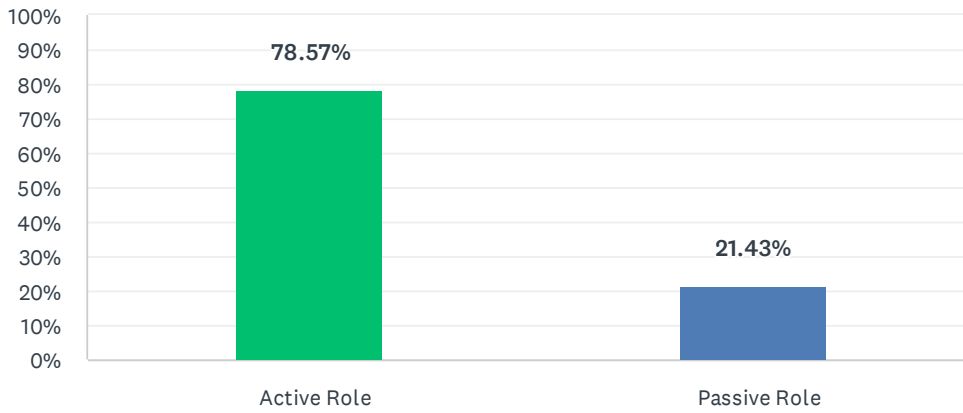


OPZIONI DI RISPOSTA	RISPOSTE	
Yes (1)	66.67%	28
No (2)	33.33%	14
TOTALE		42

STATISTICHE DI BASE				
Minimo	Massimo	Mediana	Media	Deviazione standard
1.00	2.00	1.00	1.33	0.47

D19 19. Has the family an active role in the patient's therapeutic pan (e.g. facilitation of procedures) or just have a passive role in your PICU?

Risposte: 42 Saltate: 0

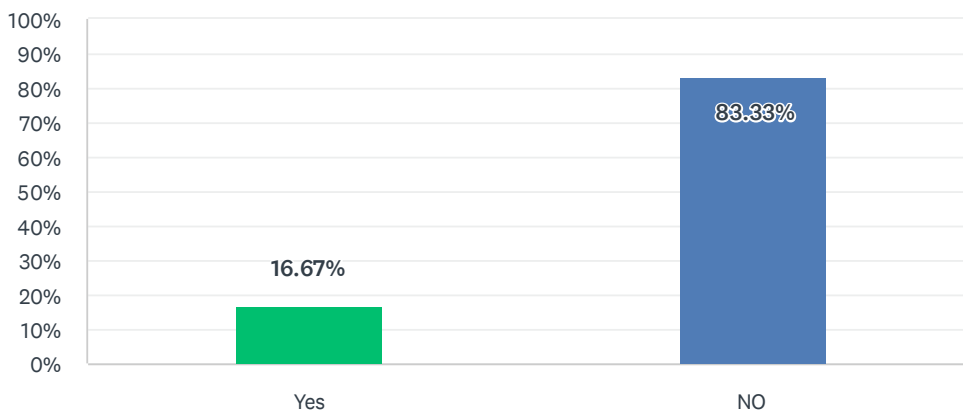


OPZIONI DI RISPOSTA	RISPOSTE	
Active Role (1)	78.57%	33
Passive Role (2)	21.43%	9
TOTALE		42

STATISTICHE DI BASE				
Minimo	Massimo	Mediana	Media	Deviazione standard
1.00	2.00	1.00	1.21	0.41

D20 20. Is there a service who screens the pediatric post-intensive care syndrome (pPICS) in your hospital?

Risposte: 42 Saltate: 0

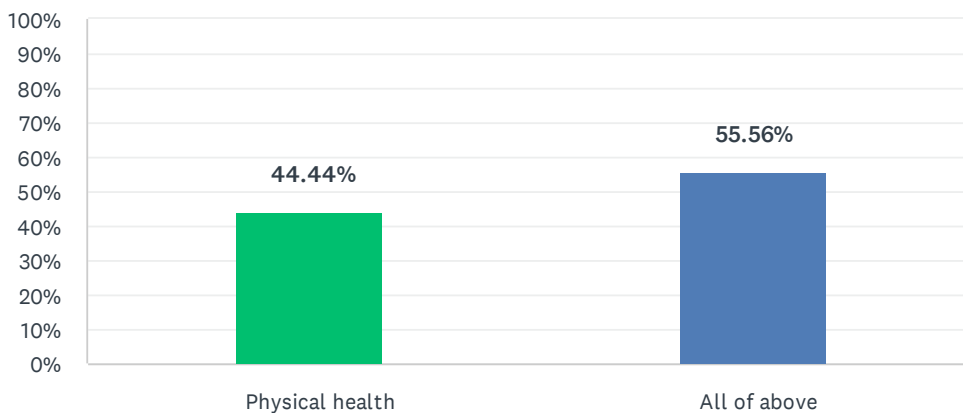


OPZIONI DI RISPOSTA	RISPOSTE	
Yes (1)	16.67%	7
NO (2)	83.33%	35
TOTALE		42

STATISTICHE DI BASE				
Minimo	Massimo	Mediana	Media	Deviazione standard
1.00	2.00	2.00	1.83	0.37

D21 21. If YES, which of the following indicators does your service use to monitor pPICS?

Risposte: 9 Saltate: 33

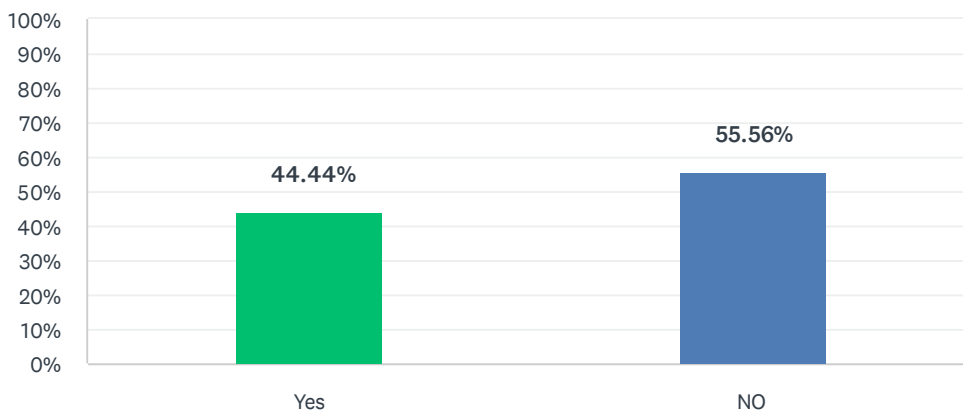


OPZIONI DI RISPOSTA	RISPOSTE	
Physical health (1)	44.44%	4
All of above (5)	55.56%	5
TOTALE		9

STATISTICHE DI BASE				
Minimo	Massimo	Mediana	Media	Deviazione standard
1.00	5.00	5.00	3.22	1.99

D22 22. If YES, is there a planned treatment and follow-up program (which includes the community services) for pPICS?

Risposte: 9 Saltate: 33



OPZIONI DI RISPOSTA	RISPOSTE	
Yes (1)	44.44%	4
NO (2)	55.56%	5
TOTALE		9

STATISTICHE DI BASE				
Minimo	Massimo	Mediana	Media	Deviazione standard
1.00	2.00	2.00	1.56	0.50